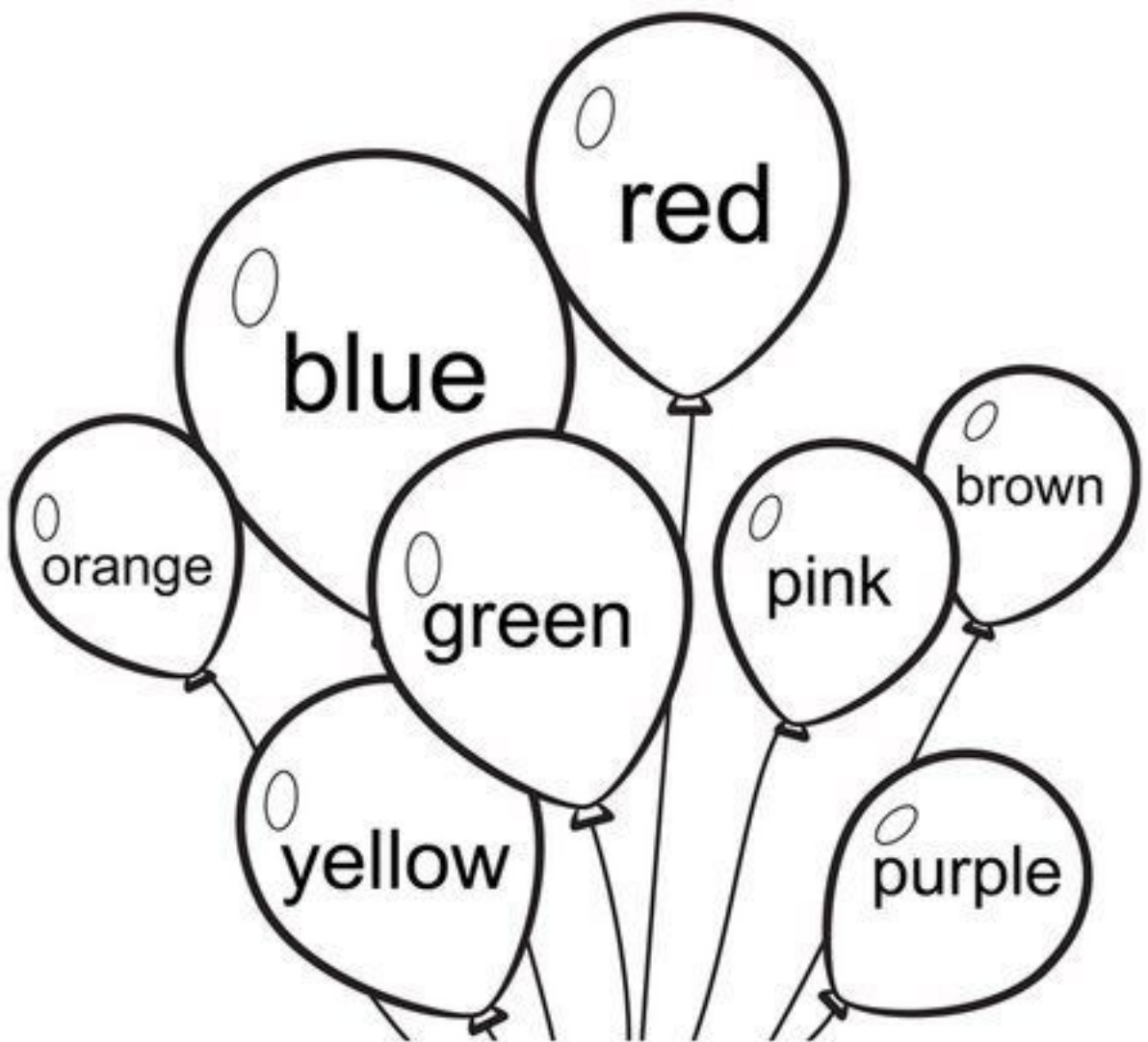



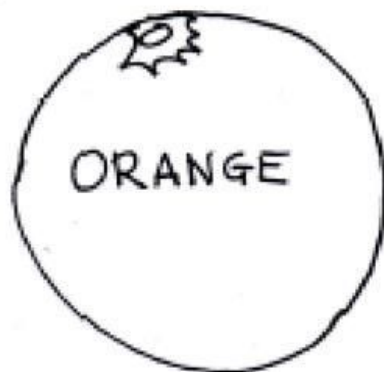


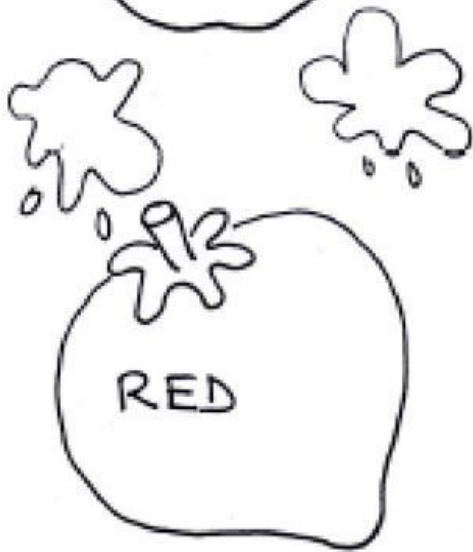


Name \_\_\_\_\_

# Color the Balloons!

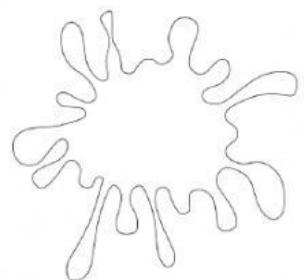





# COLOURS

-READ AND COLOUR-



# COLOURS



## CUT & PASTE

**RED**

**ORANGE**

**WHITE**

**BLACK**

**YELLOW**

**PINK**

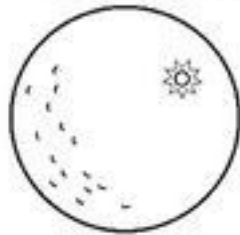
**BLUE**

**BROWN**

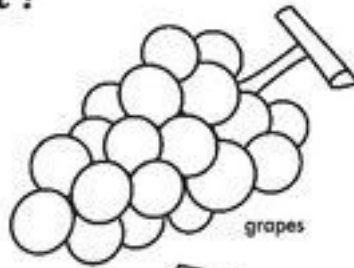
**PURPLE**

**GREEN**

**Color The Fruit !**



orange



grapes



strawberry



peach



banana



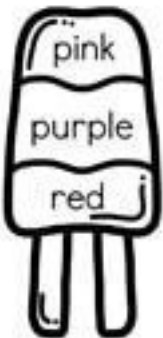
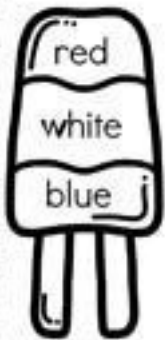


apple



Name \_\_\_\_\_

# Frozen Treat Colors

Directions: Color the frozen treats using the code.



Name \_\_\_\_\_




# Monster Colors

Directions: Color each monster the correct color.



orange



blue



yellow



purple



green



pink



brown



red

Candy Name \_\_\_\_\_

# Color Words

Directions: Read the color words. Color the Halloween treats the correct colors.

The illustration features a variety of Halloween candy items. At the top left is a paper bag with a scalloped edge and a handle, labeled 'TRICK OR TREAT'. Below it are several pieces of candy: a round lollipop with a stick and the word 'blue' written inside; a rectangular candy with a crinkled wrapper and the word 'purple'; an oval-shaped candy with the word 'red'; another oval-shaped candy with the word 'brown'; a round lollipop with a stick and the word 'pink'; a round lollipop with a stick and the word 'white'; a rectangular candy with a crinkled wrapper and the word 'orange'; an oval-shaped candy with the word 'green'; and a rectangular candy with a crinkled wrapper and the word 'yellow'.



