


Nombre: \_\_\_\_\_

Fecha: \_\_\_\_\_

## El cuadrado



Pinta sólo las figuras que tienen la forma del cuadrado.





EL CUADRADO

PINTA sólo las figuras que tienen la forma del cuadrado.



Nombre:

Fecha:

## Percepción visual

Encierra las figuras que son iguales al modelo.


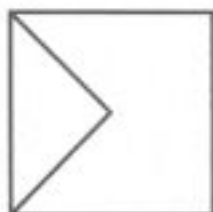

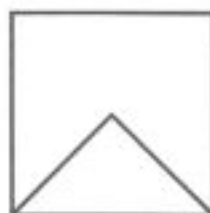





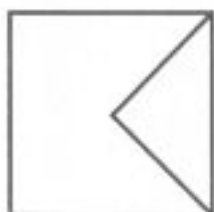








## RAZONAMIENTO MATEMÁTICO

### PERCEPCIÓN VISUAL

ENCIERRA las figuras que son iguales al modelo.



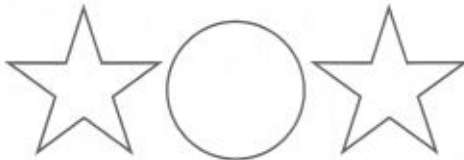


## RAZONAMIENTO MATEMÁTICO

### SECUENCIAS DE FORMA

DIBUJA las figuras de acuerdo a la secuencia.


1



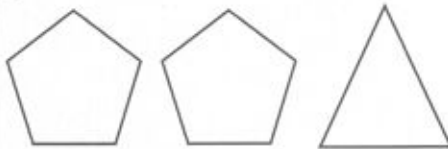
2



3



4

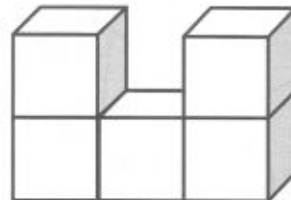
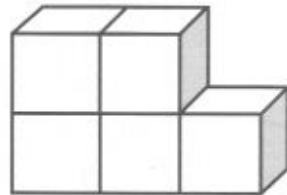
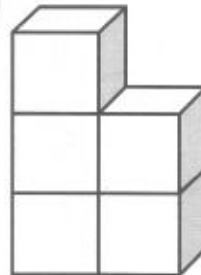
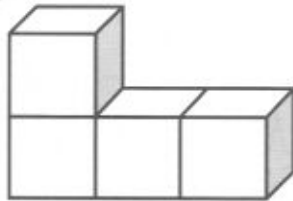
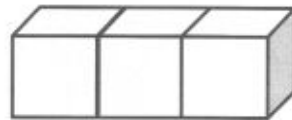


RAZONAMIENTO MATEMÁTICO



CONTEO DE CUBOS


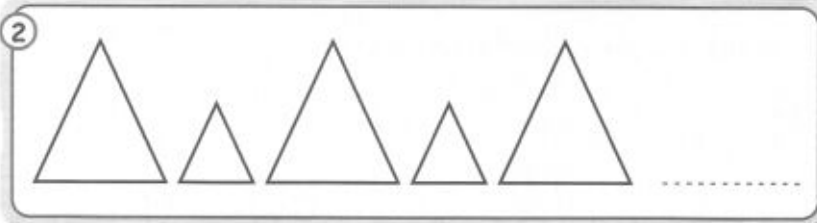
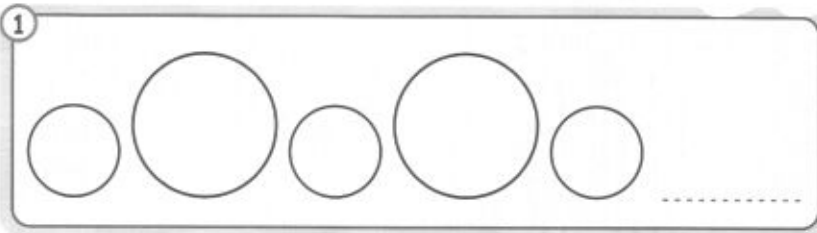
CUENTA y ESCRIBE el número de cubos que encuentres en cada ejercicio.



**RAZONAMIENTO MATEMÁTICO**

**SECUENCIAS DE TAMAÑO**

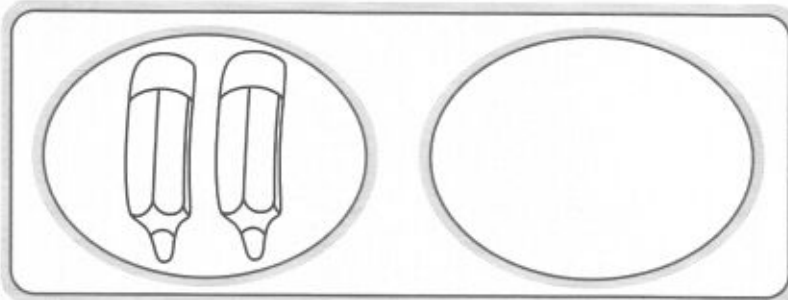
**DIBUJA** las figuras de acuerdo a la secuencia.




**RAZONAMIENTO MATEMÁTICO**

**POCO - MUCHO - NINGUNO**

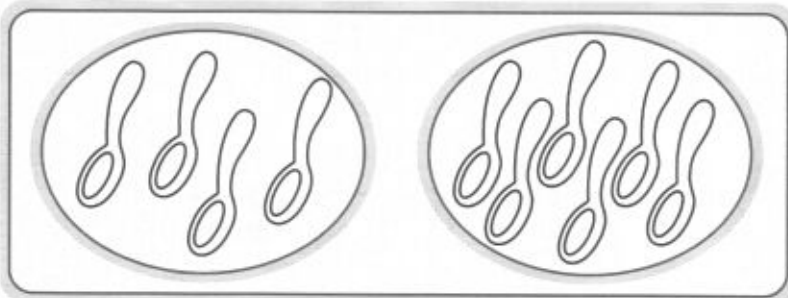
1 MARCA el conjunto que tiene NINGUNA unidad:



2 COLOREA el conjunto que tiene POCOS elementos:



3 COLOREA el conjunto que tiene MUCHOS elementos:





## RAZONAMIENTO MATEMÁTICO

### POCOS - MUCHOS

COLOREA los conjuntos donde hay POCOS y marca donde hay MUCHOS.

